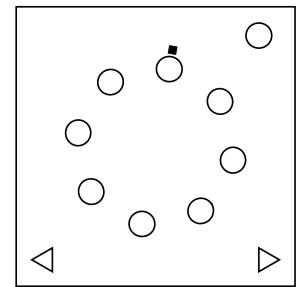


On the Subject of Semamorse

What do you do when you have two things you like? Smash them together, of course.

All mentions of operations performed on letters in this manual refer to alphabetic positions, in A0Z25.

This module contains 8 dots, constantly rotating, with a small blue LED above the north dot. Use the arrow buttons to cycle between the various displays, of which there are five. A display consists of two dots blinking a Morse code letter, the positions of the dots forming a semaphore letter, and a color. The possible colors are red, green, cyan, indigo, and pink.



Only one display will have the Morse code letter and semaphore letter be different. Take the letter formed by the difference between these two letters as the starting value.


Take the color order that corresponds to the number of battery holders plus the number of port plates, modulo 10, ignoring the color of the display that gave the starting value.


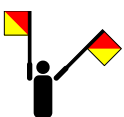


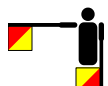







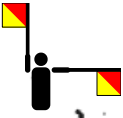


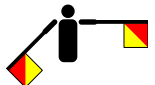


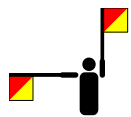
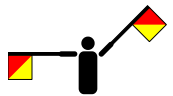





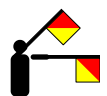

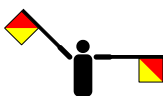
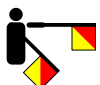

0	Pink, Cyan, Red, Indigo, Green
1	Green, Red, Pink, Indigo, Cyan
2	Cyan, Pink, Green, Indigo, Red
3	Pink, Cyan, Red, Green, Indigo
4	Green, Cyan, Indigo, Pink, Red
5	Red, Indigo, Cyan, Green, Pink
6	Green, Red, Cyan, Indigo, Pink
7	Red, Indigo, Green, Pink, Cyan
8	Green, Red, Cyan, Pink, Indigo
9	Red, Cyan, Indigo, Green, Pink

For every other display, consult the table below using its color and the position of its color in the correct order. Add the letter formed by the difference between the obtained letter and the displayed letter. If, at any point, a value is obtained that is 26 or higher, modulo 26.

	Red:	Green:	Cyan:	Indigo:	Pink:
1	C	Q	H	M	I
2	L	E	K	B	S
3	J	N	P	D	F
4	R	A	O	T	G

Convert the final value to a semaphore letter, using AOZ25. Press any dot to start submitting. Select the dots that would form the semaphore letter, and press either arrow button to submit. If an arrow button is pressed when no dots are selected, submission will be cancelled.



 Rest / Space	 Numerals	 Error / Attention	 A or 1	 B or 2
 C or 3	 D or 4	 E or 5	 F or 6	 G or 7
 H or 8	 I or 9	 J or Letters	 K or 0	 L
 M	 N	 O	 P	 Q
 R	 S	 T	 U	 V
 W	 X	 Y	 Z	 Cancel / Annul