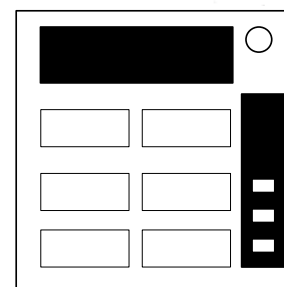


On the Subject of Ángel Hernández

And don't worry, I'll have a— I'll have some speaks with that home plate umpire after the game!



1. Determine the “main letter” represented in Braille by the positions of the raised and lowered buttons to determine which of the six buttons to read.
2. Highlighting over each of the six buttons will show a letter in Braille of its own. With this letter, use section B to determine which button to push.
3. Repeat until the module has been disarmed.

Section A

Based on the main letter, read the Braille letter on that button and proceed to section B:



















































A	B	C	D	E	F
G	H	I	J	K	L
M	N	O	P	Q	R
S	T	U	V	W	X
		Y	Z		

Section B

Using the letter from section A, push the first button that appears in its corresponding list:

A	R, N, B, C, D, Q, A, E, Z, T, V, L, S, K, J, I, O, Y, W, M, P, H, U, G, X, F
B	I, E, R, O, C, J, K, Q, V, U, P, T, M, W, S, B, L, G, Y, A, F, D, N, H, X, Z
C	P, I, G, L, A, D, C, J, H, R, X, Q, O, T, F, W, Z, M, N, K, Y, U, V, E, S, B
D	G, P, F, M, T, Y, Z, E, U, L, W, Q, V, R, O, J, K, H, B, S, N, X, C, I, A, D
E	O, X, Q, U, H, V, T, N, F, M, K, B, I, P, A, C, W, Z, G, L, D, S, J, Y, R, E
F	T, L, B, C, E, R, F, M, G, D, X, U, S, Y, K, N, O, I, P, Q, W, J, A, V, H, Z
G	B, L, Y, M, E, Q, P, A, C, H, R, Z, W, G, J, N, X, F, U, V, T, S, D, O, K, I
H	M, W, V, G, T, J, K, H, B, F, N, U, P, C, Q, E, R, D, L, O, X, I, A, Z, S, Y
I	Q, I, G, O, F, Y, U, E, C, W, D, B, H, T, V, N, R, L, M, X, A, P, K, Z, J, S
J	C, I, F, Q, D, W, G, E, L, T, O, P, M, A, J, Z, X, U, N, H, B, Y, V, S, R, K
K	G, C, I, X, Q, T, E, K, N, W, A, U, M, L, P, J, Z, F, R, H, Y, V, O, D, B, S
L	D, R, Y, F, L, A, E, G, C, X, P, Q, V, J, B, N, T, U, W, M, S, H, I, K, O, Z
M	L, M, F, R, Z, V, H, A, Y, B, G, I, N, U, K, Q, S, W, E, D, O, J, T, P, X, C
N	M, U, Z, H, N, W, O, I, V, F, C, Q, T, S, R, L, P, K, Y, D, E, X, G, J, B, A
O	S, I, O, R, G, T, X, J, W, M, B, P, A, D, Y, Z, H, V, K, E, L, Q, U, F, N, C
P	N, G, U, L, Q, J, Z, X, B, C, O, P, T, W, I, M, F, A, V, H, R, S, K, Y, D, E
Q	V, Z, K, T, J, C, I, O, R, G, A, S, E, P, U, M, Y, N, H, Q, W, X, F, D, L, B
R	E, R, T, F, U, W, H, D, I, M, S, L, N, J, K, X, Q, A, C, O, P, Y, V, Z, G, B
S	E, X, N, O, P, M, C, R, V, I, J, Z, W, K, U, L, B, S, T, D, A, Q, Y, G, H, F
T	J, A, P, X, T, N, V, L, E, Q, F, K, C, I, H, G, Z, R, D, O, S, W, B, U, M, Y
U	F, U, M, E, T, X, W, S, K, Q, C, I, N, D, O, Y, R, V, Z, G, B, L, H, P, J, A
V	T, K, E, X, C, W, J, Z, O, M, V, Y, B, Q, L, P, N, F, G, I, S, D, U, R, H, A
W	M, L, X, Y, N, I, C, S, V, R, E, Z, W, P, H, T, K, B, O, A, F, U, D, G, J, Q
X	A, Q, S, C, J, L, G, I, D, B, E, N, H, M, O, Z, W, T, K, Y, U, F, R, V, P, X
Y	L, D, Q, C, Z, T, K, G, J, I, V, E, W, U, H, N, S, R, Y, X, P, M, O, F, A, B
Z	J, Y, K, P, L, O, F, T, V, M, A, C, N, H, D, I, S, B, W, Z, R, G, X, E, U, Q

Appendix DOT: Unified English Braille chart

 a	 b	 c	 d	 e	 f	 g	 h	 i	 j
 k	 l	 m	 n	 o	 p	 q	 r	 s	 t
 u	 v	 w	 x	 y	 z	 and	 for	 the	 with
 ar	 bb	 cc	 ch	 ea	 ed	 en	 er	 ff	 gg
 gh	 in	 ing	 of	 ou	 ow	 sh	 st	 th	 wh